

NOTICE AND NOTE SIGNPOSTS

Tabbed Booklet FOR INTERACTIVE NOTEBOOKS

Anchor Charts

BY COFFEE CUPS AND LESSON PLANS




Table of Contents

Teacher Directions and Examples	pgs. 3–4
Notice and Note Tabbed Book with Included Anchor Charts (filled in)	pgs. 5–11
Notice and Note Tabbed Book with BLANK Anchor Charts for students to fill in	pgs. 12–18
STOP Magnifying Glasses for Wall Anchor Charts	pg. 19
Terms of Use	pg. 20

Directions and Examples

Notice and Note Signposts are a series of Close Reading Strategies from the book: Notice and Note: Strategies of Close Reading by Kylene Beers and Robert Probst. It is HIGHLY recommended that if you intend to teach the Notice and Note Strategies you purchase this book, read it and thoroughly make notes for your classroom.


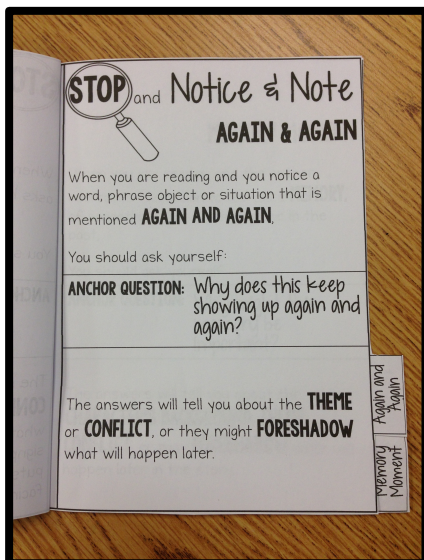
I created these tabbed booklets for my students to use in their interactive notebooks as a reference while learning and using the signposts. Two formats are included. The first contains a completed anchor chart of concepts for each signpost. When we create the book, the anchor chart is on one side, and as we practice I have students write on the other side of the page (See examples below).

The second tabbed booklet provides you the ability to have students write their own notes and anchor question on each page. Differentiate as needed.

Have students cut out each tab and assemble the booklet, stapling on the side. If you plan to use this in an interactive notebook, have students glue down the last page into the notebook. (example on the next page).

Anchor charts pre-written: Anchor Charts students fill in:

©coffeeandlessonplans2016




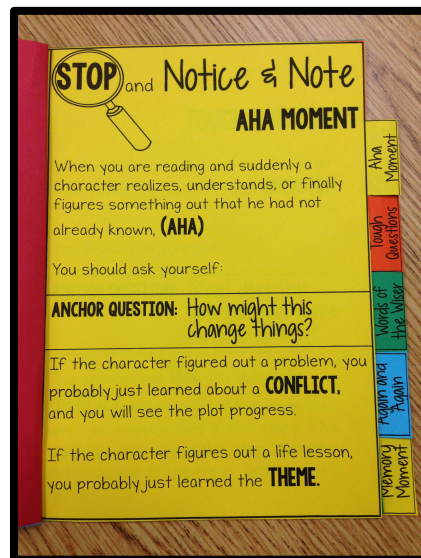
Suggestions for Use

Looking to help students apply visual memory?

Copy each page of the Signposts

Booklet onto colored copy paper.

This will help students focus in on a particular signpost while you are teaching. Coordinate this with your anchor chart so students are making a visual connection between the two. Also, you may wish to have students underline the specific Signpost in the coordinated color as well. This will also help them keep the signposts connected.

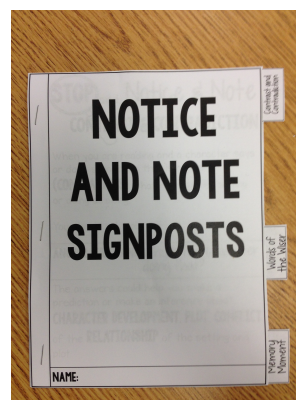


Using the Signposts with a novel?

Have students keep track of Signposts they have seen with a blank Signpost Booklet. Write the anchor question in the appropriate spot and the have students use the remaining space to T-Chart examples of where they have Noticed and Noted the Signposts. This booklet can easily be collected and used as a formative or summative grade within the book unit.

Teaching only some of the Notice and Note Signposts?

Print only the Signpost pages that you need, and have students complete repeated reading of particular signposts. Although the tabs do not move, copying repeated signposts on colored paper will help students keep track.



NOTICE AND NOTE SIGNPOSTS

NAME:

and Notice & Note **CONTRAST & CONTRADICTION**


Contrast and
Contradiction

When you are reading and a character says or does something that is opposite **(CONTRADICTS)** what he has been saying or doing all along,

You should ask yourself:

ANCHOR QUESTION: Why is the character doing that?

The answers could help you make a prediction or make an inference about **CHARACTER DEVELOPMENT, PLOT, CONFLICT** of the **RELATIONSHIP** of the setting and plot.



and Notice & Note

AHA MOMENT

Aha
Moment

When you are reading and suddenly a character realizes, understands, or finally figures something out that he had not already known, **(AHA)**

You should ask yourself:

ANCHOR QUESTION: How might this change things?

If the character figured out a problem, you probably just learned about a **CONFLICT**, and you will see the plot progress.

If the character figures out a life lesson, you probably just learned the **THEME**.



and Notice & Note **TOUGH QUESTIONS**


When you are reading and the character asks himself a really difficult **QUESTION**,

You should ask yourself:

ANCHOR QUESTION: What does this question make me wonder about?

The answer will **TELL** you about the **CONFLICT** and might give you ideas about what will happen later in the story. This signpost shows how the main character puts into words the major problem he is facing.

Tough
Questions



and Notice & Note


WORDS OF THE WISER

When you are reading and a character
(Who is probably older and a lot wiser)
takes the main character aside and gives
them advice,
You should ask yourself:

ANCHOR QUESTION: What is the life
lesson, and how
might it affect the
character?

Whatever lesson is given by the wiser
person probably shows the **THEME** for the
story.

Words of
the Wiser



and Notice & Note **AGAIN & AGAIN**


When you are reading and you notice a word, phrase object or situation that is mentioned **AGAIN AND AGAIN**,

You should ask yourself:

ANCHOR QUESTION: Why does this keep showing up again and again?

The answers will tell you about the **THEME** or **CONFLICT**, or they might **FORESHADOW** what will happen later.

Again and
Again



and Notice & Note **MEMORY MOMENT**

When you are reading and the author interrupts the action to tell you a **MEMORY**, of something that has happened in the past,

You should ask yourself:

ANCHOR QUESTION: Why might this memory be important?

The answers will tell you about the **CHARACTER'S BACKGROUND, THEME, CONFLICT**, or may **FORESHADOW** what will happen later in the story.

Memory
Moment


NOTICE AND NOTE SIGNPOSTS

NAME:

STOP and Notice & Note **CONTRAST & CONTRADICTION**

Contrast and
Contradiction

ANCHOR QUESTION:




and Notice & Note

AHA MOMENT

Aha
Moment

ANCHOR QUESTION:



Notice & Note TOUGH QUESTIONS

Tough
Questions

ANCHOR QUESTION:




and Notice & Note

WORDS OF THE WISER

ANCHOR QUESTION:


Words of
the Wiser



and Notice & Note AGAIN & AGAIN

ANCHOR QUESTION:

Again and
Again



and


Notice & Note

MEMORY MOMENT

ANCHOR QUESTION:

Memory
Moment

Use these magnifying glasses for a visual connection if you plan to make a classroom sized anchor chart of each signpost.



Terms of Use

Thank you for your purchase!
@coffeecupsandlessonplans

Permission granted to copy pages specifically designed for student or teacher use by the original purchase or licenses. The reproduction of any other part of this product is strictly prohibited. Copying any part of this product and placing it on the internet in any form (even a personal/classroom website) is strictly forbidden. Doing so is a violation of the Digital Millennium Copyright Act (DMCA).

Please Do:

Please use this product with your students in your class or for your own personal use. Additional licenses for others to use this product off by visiting your TPT "My Purchases" page.

Please Do Not:

Share this item in any way with others without the purchase of an additional license. You may not copy or modify any part of this document to offer others for free or for sale.

credits

Thank you to the following for clipart and



Thank YOU!

Thank you for purchasing this product. For more ideas in math, ELA, and social studies follow my blog:

www.coffeecupsandlessonplans.blogspot.com

or TpT Store:

<http://www.teacherspayteachers.com/Store/Coffee-Cups-And-Lesson-Plans>